

*Now you're connected!*

## MUSB CONNECTOR SERIES

### About Amphenol Commercial Products

Amphenol's Commercial Connector Products are used in a variety of end user applications including Networking, Telecom, Server & Computer, Storage & HDD, Consumer Electronics and Entertainment, Professional Audio, Industrial & Military/Aerospace



### Description

The design of Amphenol Canada's harsh environment family of USB connectors represents a unique and innovative design. Our design provides the ideal solution for data transfer in harsh or demanding environments against physical and environmental conditions.

This family of rugged USB are available in series A (single & stacked), series B, series mini-B and series mini AB, right angle and vertical PCB. Matching USB, cable headers, terminal blocks, all mounted on a PCB and dust covers are also additional options offered with the different USB series.

These connectors meet IP67 in the mated and unmated conditions and also the Military shock and vibration levels.

### Applications

#### MARKETS:

Industrial

Military


Automotive

#### APPLICATIONS


Medical Equipment  
GPS Systems – Agriculture & shipping containers  
Radiation Detector  
Test Equipment  
Microwave Transmitters

Military Radio  
Military Vehicles  
Test Enclosures


Mobile Entertainment Systems




With matching USB



With Cable Header



With Terminal Block



With PCB for wiring

Now you're connected!

#### RELATED PRODUCTS

Amphenol manufactures a line of rugged RJ45, rugged D-sub and rugged bulkhead adapters, all meeting IP67. Contact your local Amphenol representative for details.



#### Electrical Properties

Current Rating: 1.5 Amperes  
Contact Resistance: 30 milliohms maximum  
Insulation Resistance: 1000 Mega ohm  
DWV: 500 V AC @ sea level

#### Environmental Properties

Rohs Compliant  
Operating Temperature: -40°C to +105°C  
Thermal Shock: 5 cycles @ -40C to +125C  
Humidity: Per EIA 364-31 Condition C Method III

#### Mechanical & Material Properties

Shell: Nickel Plated Die-cast Zinc Alloy  
Housing: High Temperature Thermoplastic UL94V0, Black  
Contacts: Phosphor Bronze, 30u" (0.76 microns) Gold over Nickel  
Physical Shock: Per EIA 364-27 Condition H (11 ms 30G)  
Vibration: Per EIA 364-28 per Condition V, Letter A

#### Available Documents

Drawing Number:	P-MUSB-XXXX-XX
QTR9300377	Series Mini AB
QTR9300378-A	Series A
QTR 9300378-B	Series B

#### Part Number

MUSB-XXXX-XX

**Amphenol**

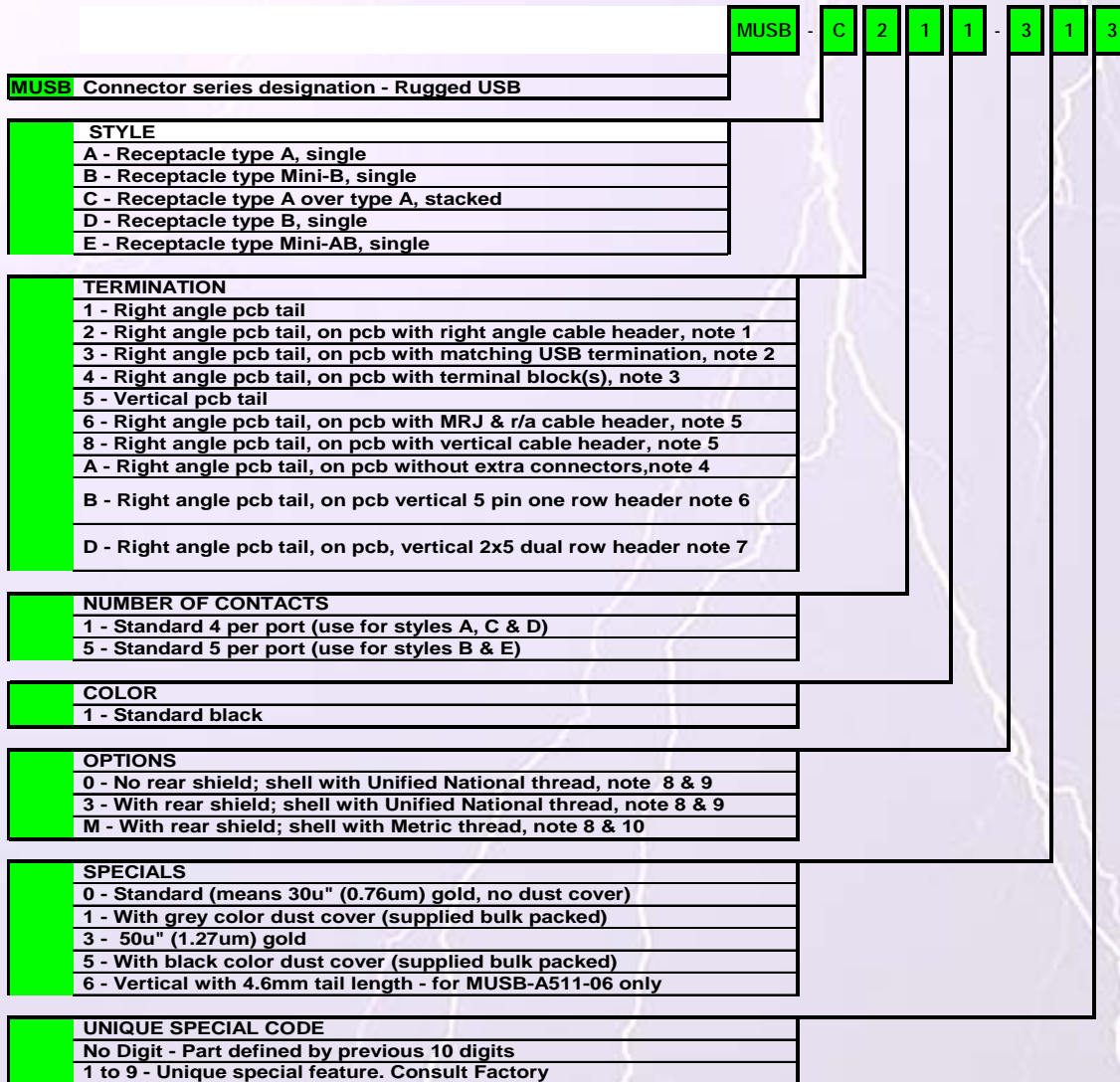
Amphenol Canada  
605 Milner Avenue  
Toronto, Ontario, Canada M1B 5X6  
Telephone: 416-291-4401  
Fax: 416-754-8668

Copyright © Amphenol Corporation 2006 • All rights reserved

[www.amphenolcanada.com](http://www.amphenolcanada.com) or [www.amphenolacp.com](http://www.amphenolacp.com)

Now you're connected!

MUSB CONNECTOR PRODUCT NUMBERING SYSTEM



Notes

- 1) Termination code 2 currently available for styles A, C & D. A 14 pin cable header is used for styles A & C. A 10 pin cable header is used for style D.
- 2) Termination code 3 currently available for styles A & C.
- 3) Termination code 4 currently available for style C using 2 x 5 position terminal blocks. Proposed for style A.
- 4) Termination code 6 proposed for style A only.
- 5) Termination code 8 proposed for style A & C
- 6) Termination Code B currently available for style A
- 7) Termination code D currently available for style C
- 8) Rear shield required for styles A, C, D, with right angle pcb tails. Rear shield optional for styles B & E with r/a pcb tails. No rear shield for any vertical pcb tail.
- 9) Unified National thread - use #4-40 UNC for styles A, C, D, and #2-56 UNC for styles B & E.
- 10) Metric thread - use M3 for styles A, C, D, and M2 for styles B & E.
- 11) Unique special code defines the entire part. Note that code 3, for example, may have a completely different definition for every connector where it is used.



Amphenol Canada  
 605 Milner Avenue  
 Toronto, Ontario, Canada M1B 5X6  
 Telephone: 416-291-4401  
 Fax: 416-754-8668

Copyright © Amphenol Corporation 2006 • All rights reserved

[www.amphenolcanada.com](http://www.amphenolcanada.com) or [www.amphenolacp.com](http://www.amphenolacp.com)